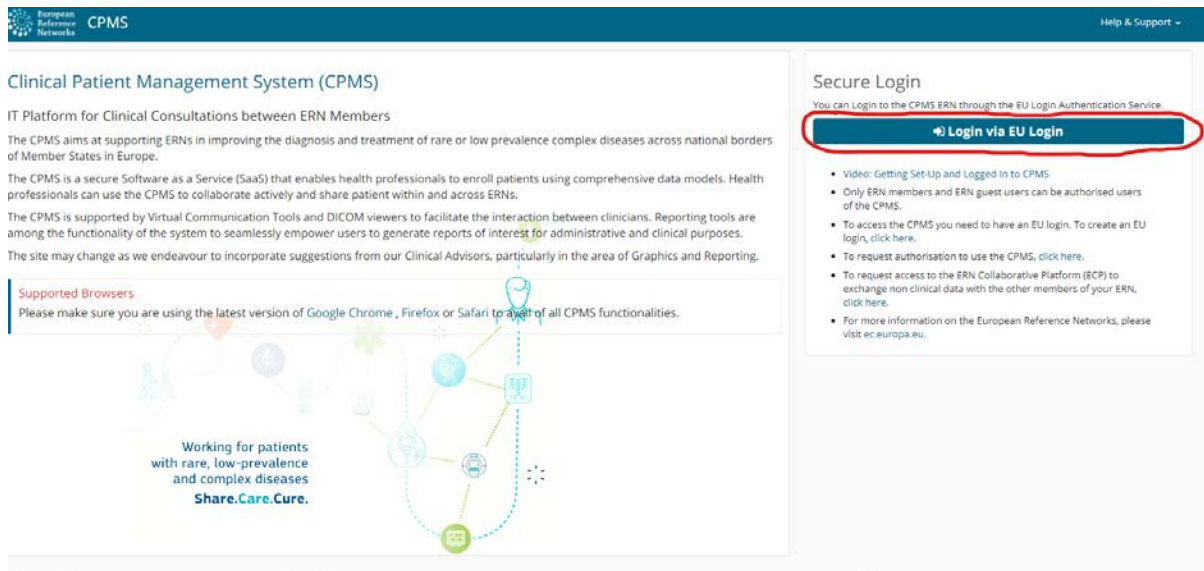


## How to setup your ERN Preferences

In order for other members to invite you in a panel as specialist for a particular disease, you need to select your field(s) of expertise.

1. Go to the following link <https://cpms.ern-net.eu/login/>



The screenshot shows the CPMS login page. The header includes the European Reference Network logo and the text "CPMS" and "Help & Support". The main content area is titled "Clinical Patient Management System (CPMS)" and describes it as an IT platform for clinical consultations. Below this, there is a "Supported Browsers" section and a "Secure Login" section. The "Secure Login" section contains a button labeled "Login via EU Login" which is circled in red. Below the button, there are several bullet points providing instructions and links for users.

European Reference Network CPMS Help & Support

### Clinical Patient Management System (CPMS)

IT Platform for Clinical Consultations between ERN Members

The CPMS aims at supporting ERNs in improving the diagnosis and treatment of rare or low prevalence complex diseases across national borders of Member States in Europe.

The CPMS is a secure Software as a Service (SaaS) that enables health professionals to enroll patients using comprehensive data models. Health professionals can use the CPMS to collaborate actively and share patient within and across ERNs.

The CPMS is supported by Virtual Communication Tools and DICOM viewers to facilitate the interaction between clinicians. Reporting tools are among the functionality of the system to seamlessly empower users to generate reports of interest for administrative and clinical purposes.

The site may change as we endeavour to incorporate suggestions from our Clinical Advisors, particularly in the area of Graphics and Reporting.

**Supported Browsers**  
Please make sure you are using the latest version of Google Chrome, Firefox or Safari to avail of all CPMS functionalities.

Working for patients with rare, low-prevalence and complex diseases  
**Share.Care.Cure.**

### Secure Login

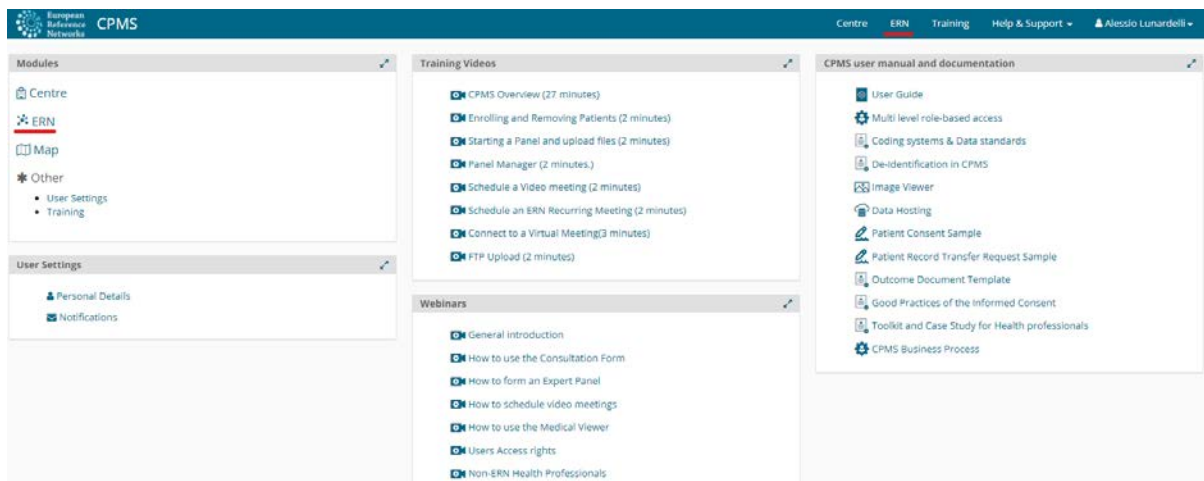
You can Login to the CPMS ERN through the EU Login Authentication Service

**Login via EU Login**

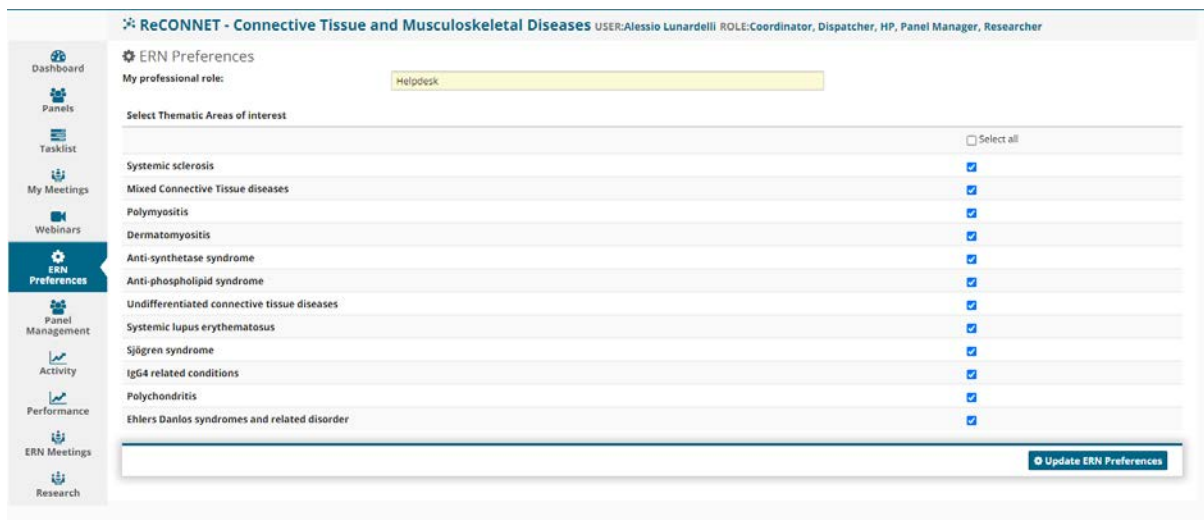
- Video: Getting Set-Up and Logged in to CPMS
- Only ERN members and ERN guest users can be authorised users of the CPMS.
- To access the CPMS you need to have an EU login. To create an EU login, click here.
- To request authorisation to use the CPMS, click here.
- To request access to the ERN Collaborative Platform (ECP) to exchange non clinical data with the other members of your ERN, click here.
- For more information on the European Reference Networks, please visit [ec.europa.eu](http://ec.europa.eu).

2. Click the button “Login via EU Login” then use your EU login credentials

### 3. Go to “ERN” section of the application



### 4. Click of ERN Preferences



### 5. Now you can select which Thematic Area of Interest and add your professional Role.

In this way, when other users of the CPMS send the invitations to join a panel, the system will suggest them to invite specialists that have selected the disease needed for their panel.