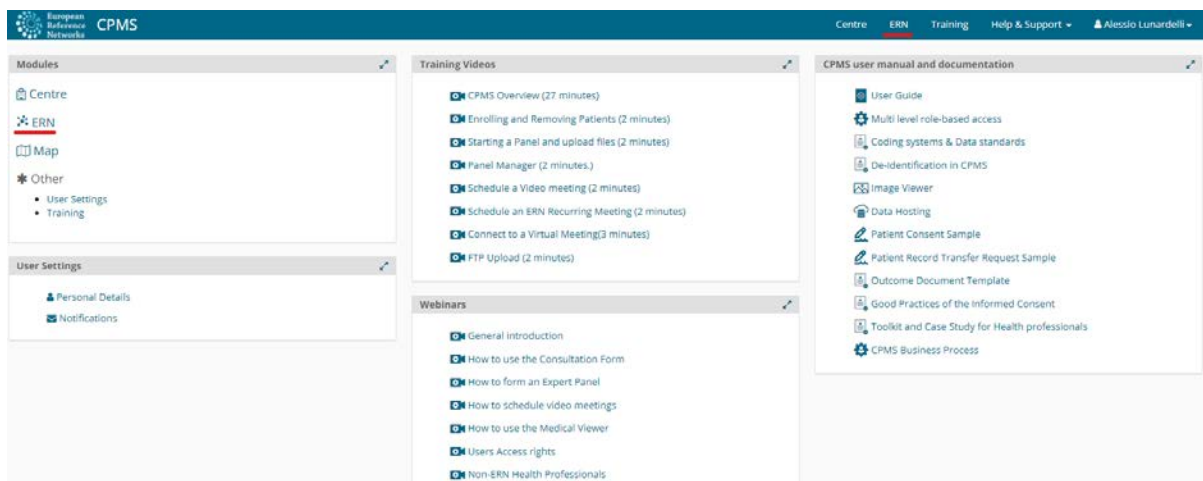
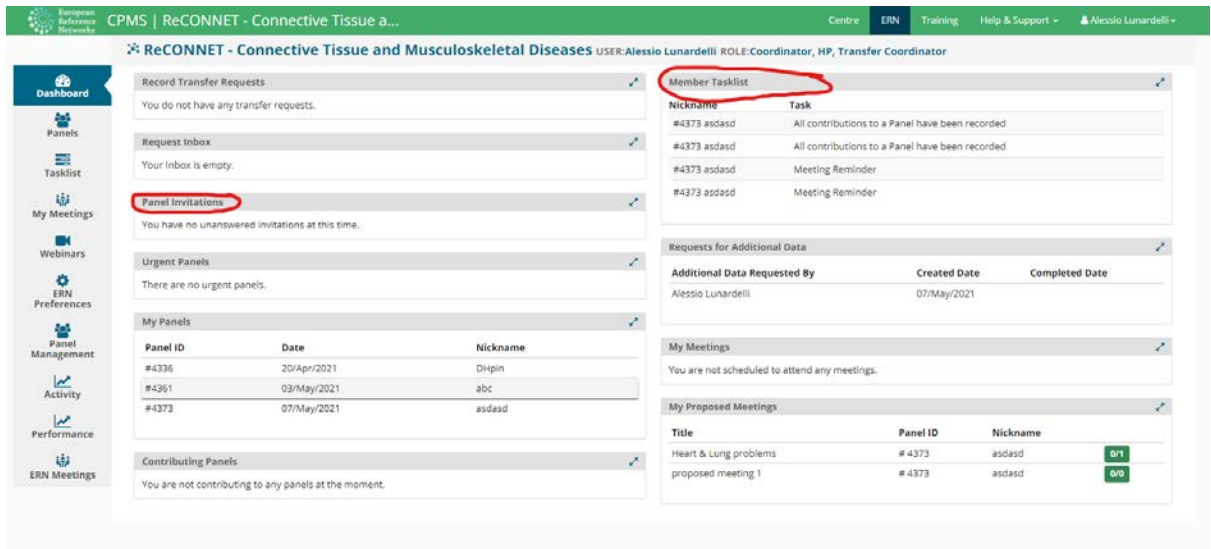


## How to participate to a panel

1. Login into CPMS at link <https://cpms.ern-net.eu/login/> using your EU Login.
2. Go to the ERN section either using the quick menu or via homepage link:



3. Once in the ERN section you will see the invitations in 2 different places. In Panel invitation and in Member Tasklist.




The screenshot shows the ReCONNET dashboard for user Alessio Lunardelli. The 'Panel Invitations' section is highlighted with a red circle. The 'Member Tasklist' section is also highlighted with a red circle and contains the following data:

Nickname	Task
#4373 asdads	All contributions to a Panel have been recorded
#4373 asdads	All contributions to a Panel have been recorded
#4373 asdads	Meeting Reminder
#4373 asdads	Meeting Reminder

The 'My Panels' section contains the following data:

Panel ID	Date	Nickname
#4336	20/Apr/2021	Dhpin
#4361	03/May/2021	abc
#4373	07/May/2021	asdads

- Once you click on the panel you will get prompted if you want to join the panel.



The screenshot shows a notification for panel #4250 abc. The notification text is: "You have been invited to join a Panel." Below the text are two buttons: "Refuse" and "Accept".

- After clicking "yes", the system will automatically include you as a member of that particular panel and you will be able to consult the information of the case and provide your contribution to the panel.