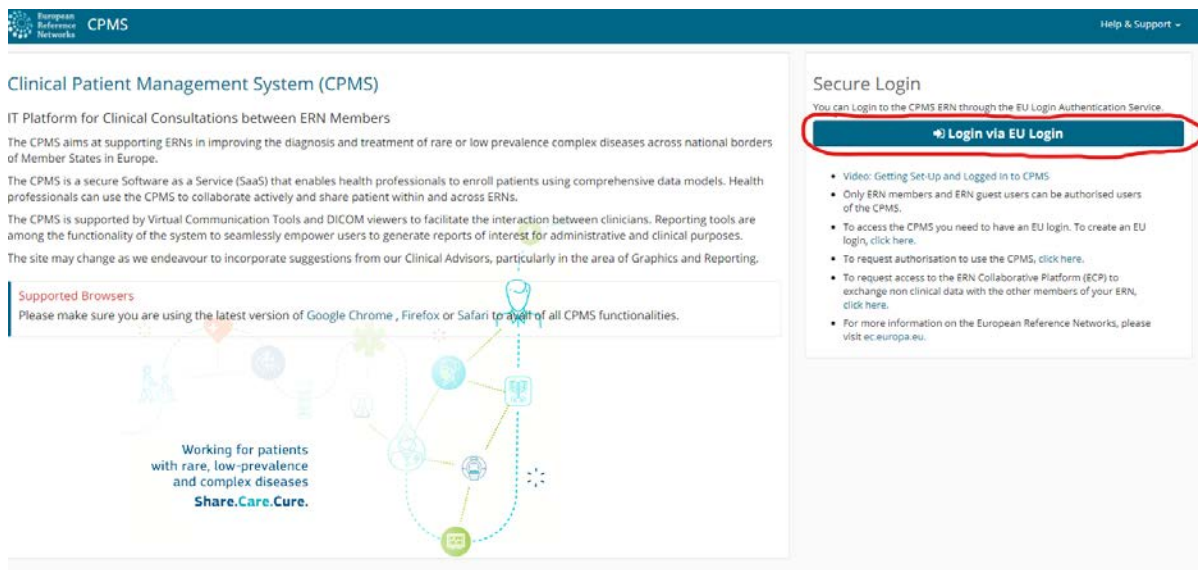


## Comment configurer vos préférences ERN

Pour que d'autres membres vous invitent dans un panel en tant que spécialiste d'une maladie particulière, vous devez sélectionner votre ou vos domaines d'expertise.

### 1. Suivez le lien <https://cpms.ern-net.eu/login/>



The screenshot shows the CPMS login page. The header includes the European Reference Network logo and the text 'CPMS' and 'Help & Support'. The main content area is titled 'Clinical Patient Management System (CPMS)' and describes it as an IT platform for clinical consultations. A 'Supported Browsers' section lists Google Chrome, Firefox, and Safari. A 'Secure Login' section contains a button labeled 'Login via EU Login' which is circled in red. Below the button is a list of instructions for logging in via EU Login.

European Reference Network CPMS Help & Support

### Clinical Patient Management System (CPMS)

IT Platform for Clinical Consultations between ERN Members

The CPMS aims at supporting ERNs in improving the diagnosis and treatment of rare or low prevalence complex diseases across national borders of Member States in Europe.

The CPMS is a secure Software as a Service (SaaS) that enables health professionals to enroll patients using comprehensive data models. Health professionals can use the CPMS to collaborate actively and share patient within and across ERNs.

The CPMS is supported by Virtual Communication Tools and DICOM viewers to facilitate the interaction between clinicians. Reporting tools are among the functionality of the system to seamlessly empower users to generate reports of interest for administrative and clinical purposes.

The site may change as we endeavour to incorporate suggestions from our Clinical Advisors, particularly in the area of Graphics and Reporting.

#### Supported Browsers

Please make sure you are using the latest version of Google Chrome, Firefox or Safari to avail of all CPMS functionalities.

Working for patients with rare, low-prevalence and complex diseases  
**Share.Care.Cure.**

### Secure Login

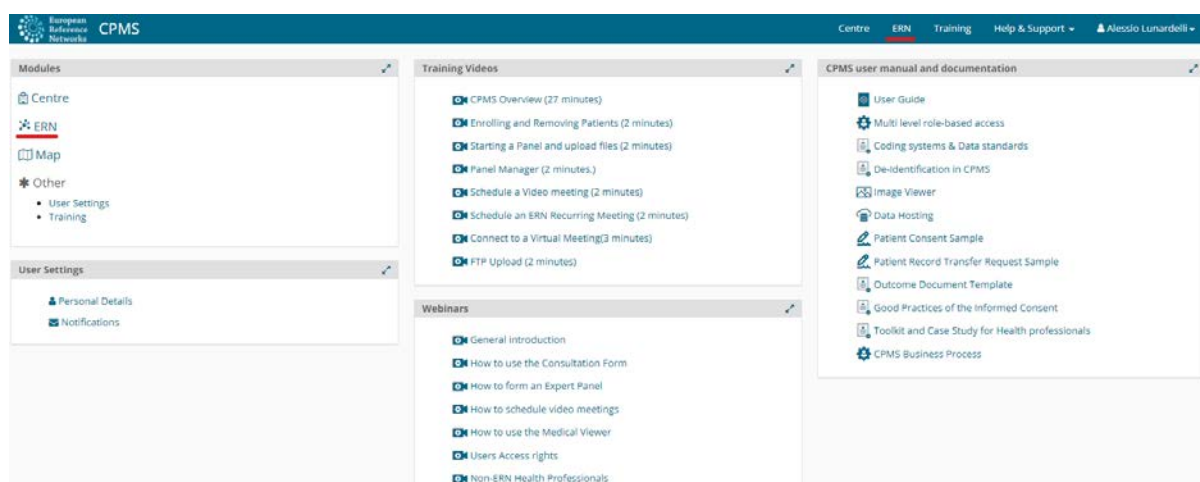
You can Login to the CPMS ERN through the EU Login Authentication Service.

**Login via EU Login**

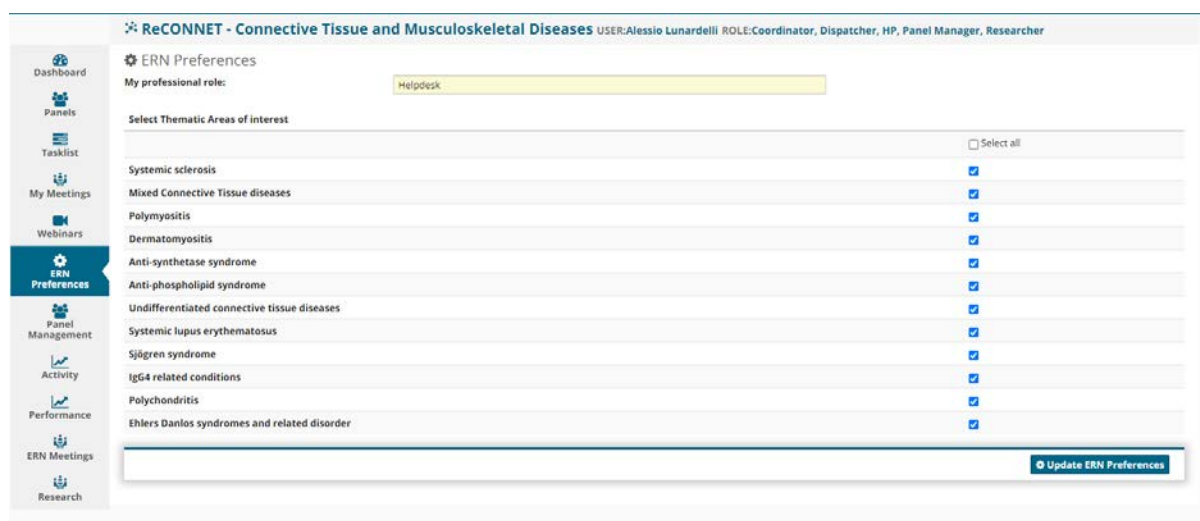
- Video: Getting Set-Up and Logged in to CPMS
- Only ERN members and ERN guest users can be authorised users of the CPMS.
- To access the CPMS you need to have an EU login. To create an EU login, click here.
- To request authorisation to use the CPMS, click here.
- To request access to the ERN Collaborative Platform (ECP) to exchange non clinical data with the other members of your ERN, click here.
- For more information on the European Reference Networks, please visit [ec.europa.eu](http://ec.europa.eu).

### 2. Cliquez sur le bouton « Connexion via EU Login », puis utilisez vos identifiants de connexion EU

### 3. Allez à la section “ ERN” de l’application



### 4. cliquez sur ERN Preferences



### 5. Vous pouvez maintenant sélectionner vos domaines d'intérêt et ajouter votre rôle professionnel.

Ainsi, lorsque d'autres utilisateurs du CPMS envoient les invitations à rejoindre un panel, le système leur proposera d'inviter des spécialistes ayant sélectionné la maladie nécessaire pour leur panel.