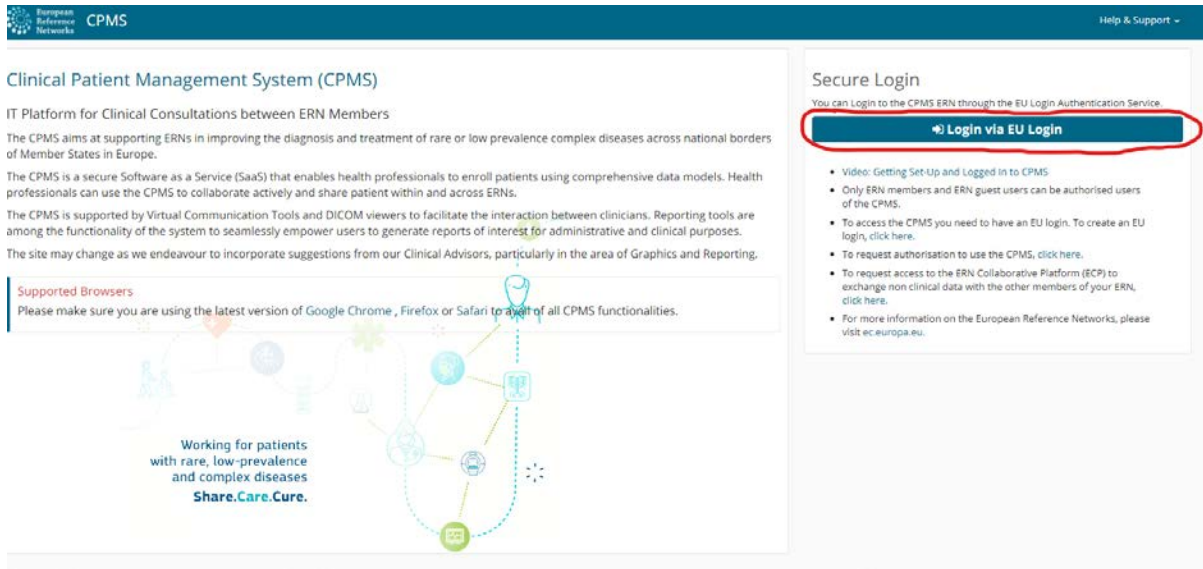


So konfigurieren Sie Ihre ERN-Voreinstellungen

Damit andere Mitglieder Sie als Spezialist für eine bestimmte Krankheit in ein Panel einladen können, müssen Sie Ihr(e) Fachgebiet(e) auswählen.

1. Besuchen Sie den folgenden Link <https://cpms.ern-net.eu/login/>



The screenshot shows the login page for the Clinical Patient Management System (CPMS). The page has a dark blue header with the ERN logo and 'CPMS' on the left, and 'Help & Support' on the right. The main content area is divided into two columns. The left column is titled 'Clinical Patient Management System (CPMS)' and contains several paragraphs of text describing the system's purpose and supported browsers. The right column is titled 'Secure Login' and contains a list of instructions for logging in. A red circle highlights the 'Login via EU Login' button in the 'Secure Login' section.

European Reference Network CPMS Help & Support

Clinical Patient Management System (CPMS)

IT Platform for Clinical Consultations between ERN Members

The CPMS aims at supporting ERNs in improving the diagnosis and treatment of rare or low prevalence complex diseases across national borders of Member States in Europe.

The CPMS is a secure Software as a Service (SaaS) that enables health professionals to enroll patients using comprehensive data models. Health professionals can use the CPMS to collaborate actively and share patient within and across ERNs.

The CPMS is supported by Virtual Communication Tools and DICOM viewers to facilitate the interaction between clinicians. Reporting tools are among the functionality of the system to seamlessly empower users to generate reports of interest for administrative and clinical purposes.

The site may change as we endeavour to incorporate suggestions from our Clinical Advisors, particularly in the area of Graphics and Reporting.

Supported Browsers
Please make sure you are using the latest version of Google Chrome, Firefox or Safari to avail of all CPMS functionalities.

Working for patients with rare, low-prevalence and complex diseases
Share.Care.Cure.

Secure Login

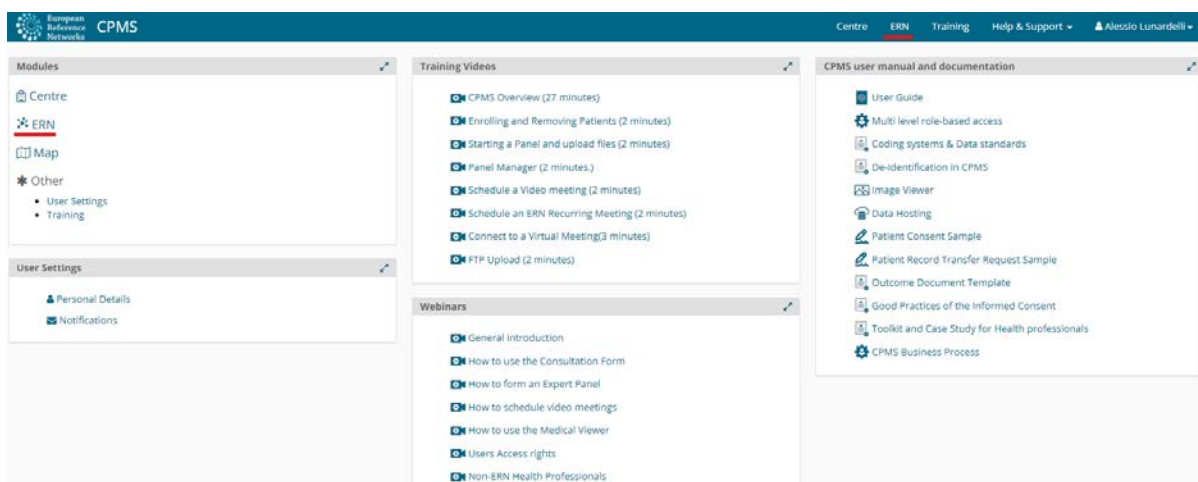
You can Login to the CPMS ERN through the EU Login Authentication Service

Login via EU Login

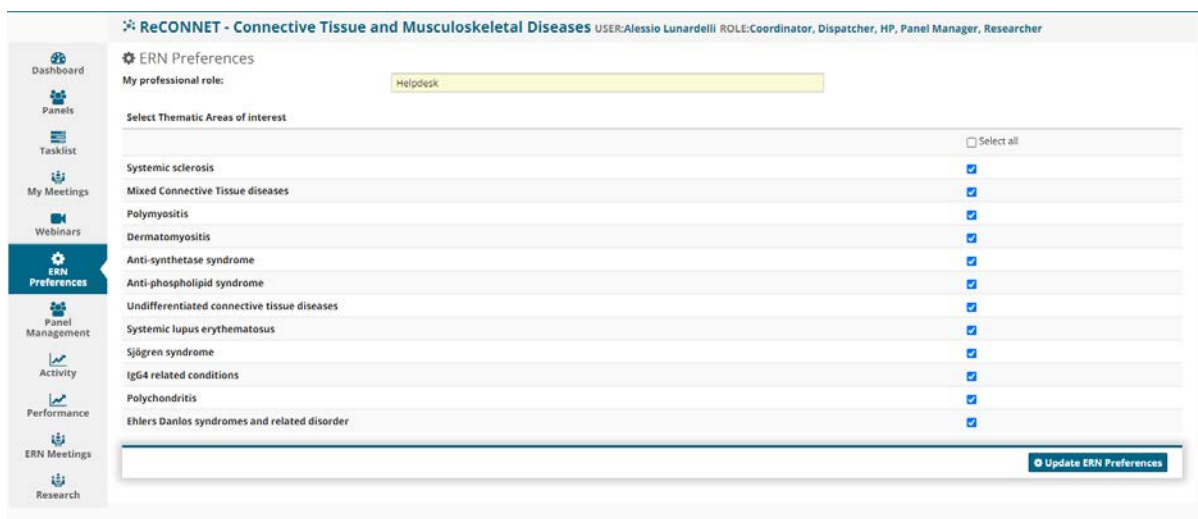
- Video: Getting Set-Up and Logged in to CPMS
- Only ERN members and ERN guest users can be authorised users of the CPMS.
- To access the CPMS you need to have an EU login. To create an EU login, click here.
- To request authorisation to use the CPMS, click here.
- To request access to the ERN Collaborative Platform (ECP) to exchange non clinical data with the other members of your ERN, click here.
- For more information on the European Reference Networks, please visit ec.europa.eu.

2. Klicken Sie auf den Knopf „Login via EU Login“ und nutzen Sie Ihre EU-Login Anmeldedaten.

3. Wählen Sie das „ERN“ Modul aus.



4. Klicken Sie auf „ERN Preferences“



5. Wählen Sie nun Ihre Interessenbereiche aus und geben Sie Ihre berufliche Rolle an.

Anhand Ihrer Angaben kann das CPMS allen Nutzern die jeweiligen Spezialisten für die benötigte Krankheit zur Teilnahme an einem Panel vorschlagen und die Einladungen entsprechend versenden.