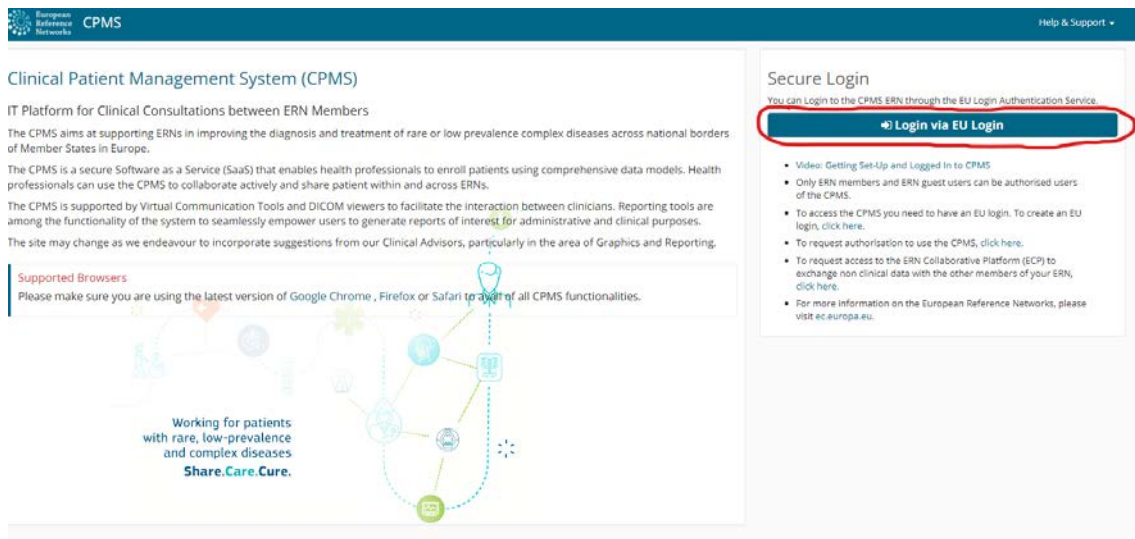


Como configurar as preferências ERN

Para que outros membros o convidem para um painel como especialista em uma doença específica, precisa seleccionar o (s) seu (s) campo (s) de especialização.

1. Aceder ao seguinte link <https://cpms.ern-net.eu/login/>



European Reference Network CPMS Help & Support

Clinical Patient Management System (CPMS)

IT Platform for Clinical Consultations between ERN Members

The CPMS aims at supporting ERNs in improving the diagnosis and treatment of rare or low prevalence complex diseases across national borders of Member States in Europe.

The CPMS is a secure Software as a Service (SaaS) that enables health professionals to enroll patients using comprehensive data models. Health professionals can use the CPMS to collaborate actively and share patient within and across ERNs.

The CPMS is supported by Virtual Communication Tools and DICOM viewers to facilitate the interaction between clinicians. Reporting tools are among the functionality of the system to seamlessly empower users to generate reports of interest for administrative and clinical purposes.

The site may change as we endeavour to incorporate suggestions from our Clinical Advisors, particularly in the area of Graphics and Reporting.

Supported Browsers
Please make sure you are using the latest version of Google Chrome, Firefox or Safari to avail of all CPMS functionalities.

Working for patients with rare, low-prevalence and complex diseases
Share.Care.Cure.

Secure Login

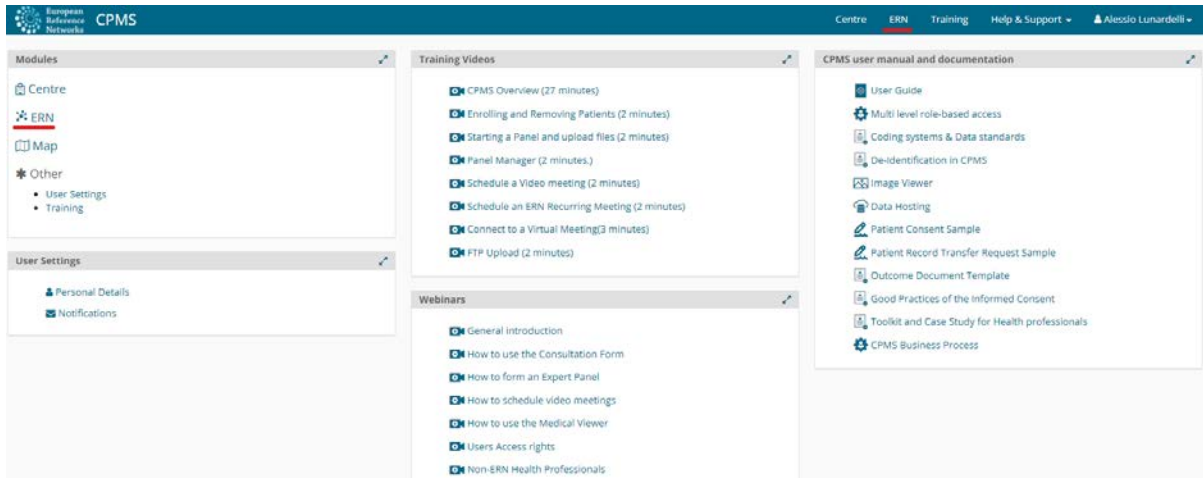
You can Login to the CPMS ERN through the EU Login Authentication Service.

Login via EU Login

- Video: Getting Set-Up and Logged In to CPMS
- Only ERN members and ERN guest users can be authorised users of the CPMS.
- To access the CPMS you need to have an EU login. To create an EU login, click here.
- To request authorisation to use the CPMS, click here.
- To request access to the ERN Collaborative Platform (ECP) to exchange non clinical data with the other members of your ERN, click here.
- For more information on the European Reference Networks, please visit ec.europa.eu.

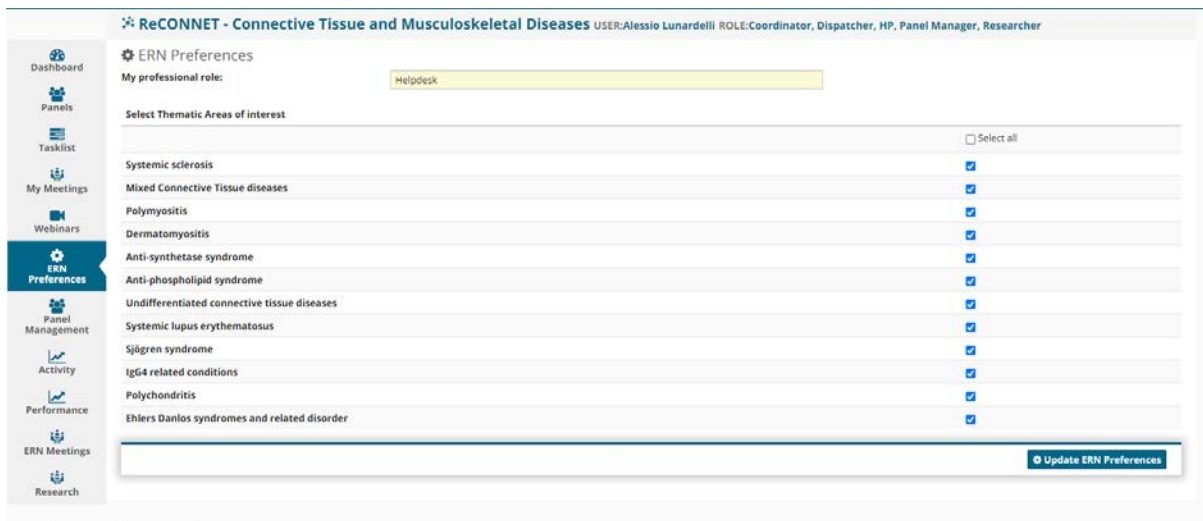
2. Clique no botão “Login via EU login” e use as suas credenciais do EU login

3. Ir a secção “ERN” do aplicativo



The screenshot shows the CPMS application interface. The top navigation bar includes 'Centre', 'ERN' (highlighted), 'Training', and 'Help & Support'. The left sidebar shows 'Modules' with 'Centre', 'ERN' (selected), and 'Map'. Below 'Modules' is 'User Settings' with 'Personal Details' and 'Notifications'. The main content area is divided into three sections: 'Training Videos' (listing various video tutorials), 'Webinars' (listing various webinar topics), and 'CPMS user manual and documentation' (listing various user guides and manuals).

4. Clique no ERN Preferences



The screenshot shows the 'ERN Preferences' page. The user is logged in as Alessio Lunardelli, a Coordinator, Dispatcher, HP, Panel Manager, and Researcher. The page displays 'My professional role' as 'Helpdesk'. Below this is a section titled 'Select Thematic Areas of interest' with a table of disease categories and checkboxes for selection. All checkboxes are currently checked. An 'Update ERN Preferences' button is located at the bottom right of the table.

Select Thematic Areas of interest	<input type="checkbox"/> Select all
Systemic sclerosis	<input checked="" type="checkbox"/>
Mixed Connective Tissue diseases	<input checked="" type="checkbox"/>
Polymyositis	<input checked="" type="checkbox"/>
Dermatomyositis	<input checked="" type="checkbox"/>
Anti-synthetase syndrome	<input checked="" type="checkbox"/>
Anti-phospholipid syndrome	<input checked="" type="checkbox"/>
Undifferentiated connective tissue diseases	<input checked="" type="checkbox"/>
Systemic lupus erythematosus	<input checked="" type="checkbox"/>
Sjögren syndrome	<input checked="" type="checkbox"/>
IgG4 related conditions	<input checked="" type="checkbox"/>
Polychondritis	<input checked="" type="checkbox"/>
Ehlers Danlos syndromes and related disorder	<input checked="" type="checkbox"/>

5. Agora pode seleccionar a sua área temática de interesse e adicionar a sua função profissional.

Desta forma, quando outros utilizadores do CPMS enviarem os convites para participar num painel, o sistema irá sugerir que convidem os especialistas que seleccionaram a doença necessária para o seu painel.