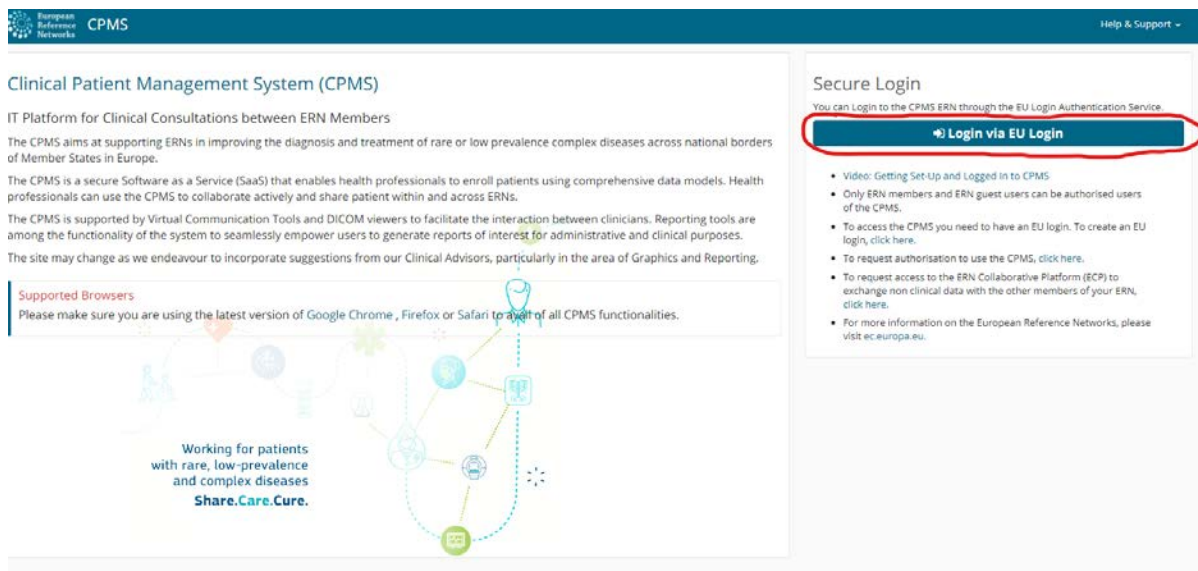


Cum se configurează preferințele ERN

Pentru ca alți membri să vă invite într-un panel ca specialist pentru o anumită boală, trebuie să vă selectați domeniul (domeniul) de expertiză.

1. Accesați următorul link <https://cpms.ern-net.eu/login/>



The screenshot shows the CPMS login page. The header includes the European Reference Network logo and the text 'CPMS' and 'Help & Support'. The main content area is titled 'Clinical Patient Management System (CPMS)' and describes it as an IT platform for clinical consultations. Below this, there is a 'Supported Browsers' section and a diagram illustrating the system's purpose: 'Working for patients with rare, low-prevalence and complex diseases. Share.Care.Cure.' On the right side, there is a 'Secure Login' section with a red circle around the 'Login via EU Login' button. Below the button, there are several bullet points providing instructions and links for users.

European Reference Network CPMS Help & Support

Clinical Patient Management System (CPMS)

IT Platform for Clinical Consultations between ERN Members

The CPMS aims at supporting ERNs in improving the diagnosis and treatment of rare or low prevalence complex diseases across national borders of Member States in Europe.

The CPMS is a secure Software as a Service (SaaS) that enables health professionals to enroll patients using comprehensive data models. Health professionals can use the CPMS to collaborate actively and share patient within and across ERNs.

The CPMS is supported by Virtual Communication Tools and DICOM viewers to facilitate the interaction between clinicians. Reporting tools are among the functionality of the system to seamlessly empower users to generate reports of interest for administrative and clinical purposes.

The site may change as we endeavour to incorporate suggestions from our Clinical Advisors, particularly in the area of Graphics and Reporting.

Supported Browsers
Please make sure you are using the latest version of Google Chrome, Firefox or Safari to avail of all CPMS functionalities.

Working for patients with rare, low-prevalence and complex diseases
Share.Care.Cure.

Secure Login

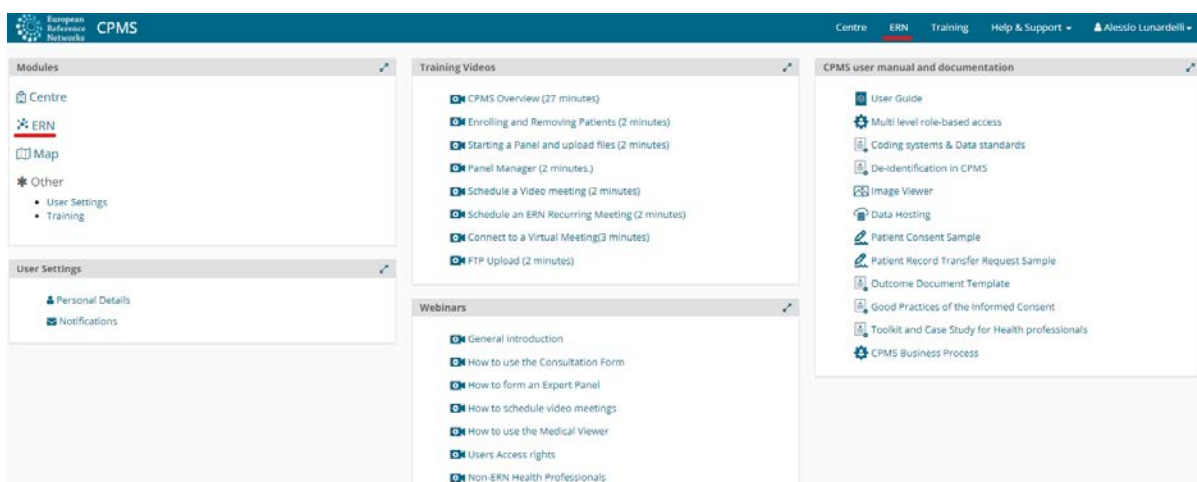
You can Login to the CPMS ERN through the EU Login Authentication Service

Login via EU Login

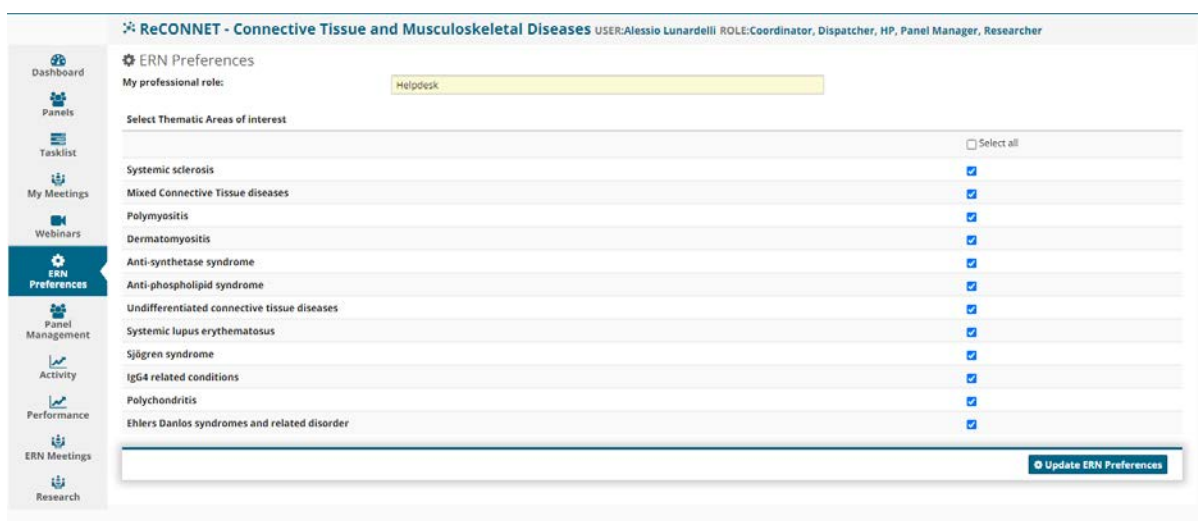
- Video: Getting Set-Up and Logged In to CPMS
- Only ERN members and ERN guest users can be authorised users of the CPMS.
- To access the CPMS you need to have an EU login. To create an EU login, click here.
- To request authorisation to use the CPMS, click here.
- To request access to the ERN Collaborative Platform (ECP) to exchange non clinical data with the other members of your ERN, click here.
- For more information on the European Reference Networks, please visit ec.europa.eu.

2. Faceți clic pe buton “Login via EU Login” apoi utilizați datele de conectare EU login

3. Accesați secțiunea "ERN" a aplicației



4. Faceți clic pe Preferințe ERN



5. Acum puteți selecta ce arie tematică de interes și puteți adăuga rolul profesional.

În acest fel, atunci când alți utilizatori ai CPMS trimit invitațiile de a se alătura unui panou, sistemul le va sugera să invite specialiști care au selectat boala necesară pentru panoul lor.