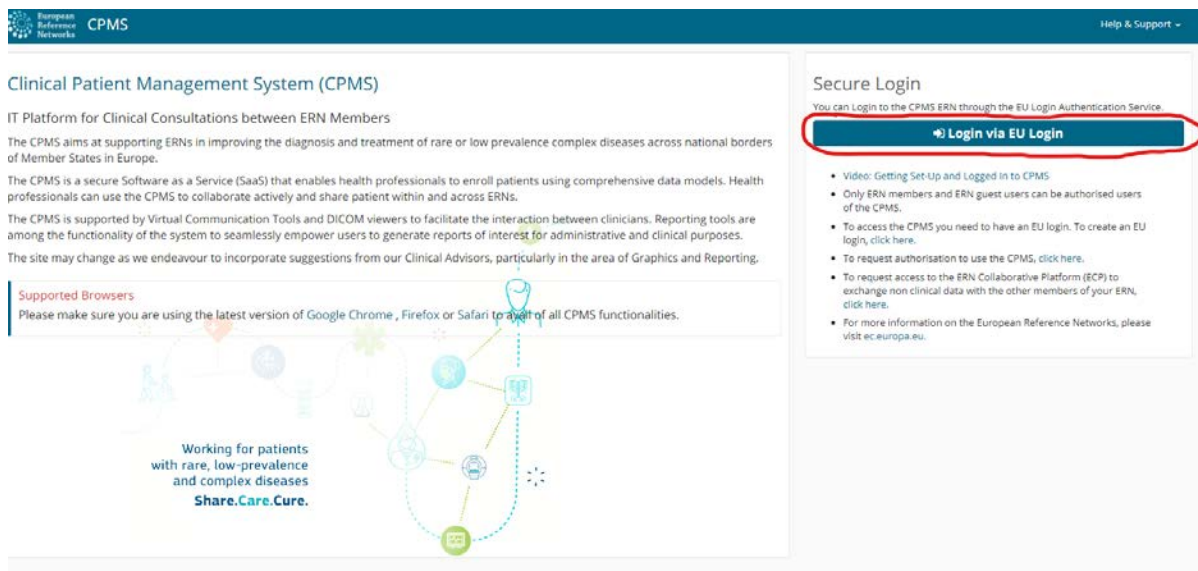


## Come impostare le preferenze ERN

Per fare in modo che altri membri ti invitino in un panel come specialista di una particolare malattia, devi selezionare il/i tuo/i campo/i di competenza.

1. Clicca sul link <https://cpms.ern-net.eu/login/>



The screenshot shows the CPMS login page. The header includes the European Reference Network logo and the text 'CPMS' and 'Help & Support'. The main content area is titled 'Clinical Patient Management System (CPMS)' and describes it as an IT platform for clinical consultations. Below this, there is a 'Supported Browsers' section and a diagram with the text 'Working for patients with rare, low-prevalence and complex diseases. Share.Care.Cure.' On the right side, there is a 'Secure Login' section with a red circle around the 'Login via EU Login' button. Below the button, there is a list of instructions for logging in.

European Reference Network CPMS Help & Support

### Clinical Patient Management System (CPMS)

IT Platform for Clinical Consultations between ERN Members

The CPMS aims at supporting ERNs in improving the diagnosis and treatment of rare or low prevalence complex diseases across national borders of Member States in Europe.

The CPMS is a secure Software as a Service (SaaS) that enables health professionals to enroll patients using comprehensive data models. Health professionals can use the CPMS to collaborate actively and share patient within and across ERNs.

The CPMS is supported by Virtual Communication Tools and DICOM viewers to facilitate the interaction between clinicians. Reporting tools are among the functionality of the system to seamlessly empower users to generate reports of interest for administrative and clinical purposes.

The site may change as we endeavour to incorporate suggestions from our Clinical Advisors, particularly in the area of Graphics and Reporting.

**Supported Browsers**  
Please make sure you are using the latest version of Google Chrome, Firefox or Safari to avail of all CPMS functionalities.

Working for patients with rare, low-prevalence and complex diseases  
**Share.Care.Cure.**

### Secure Login

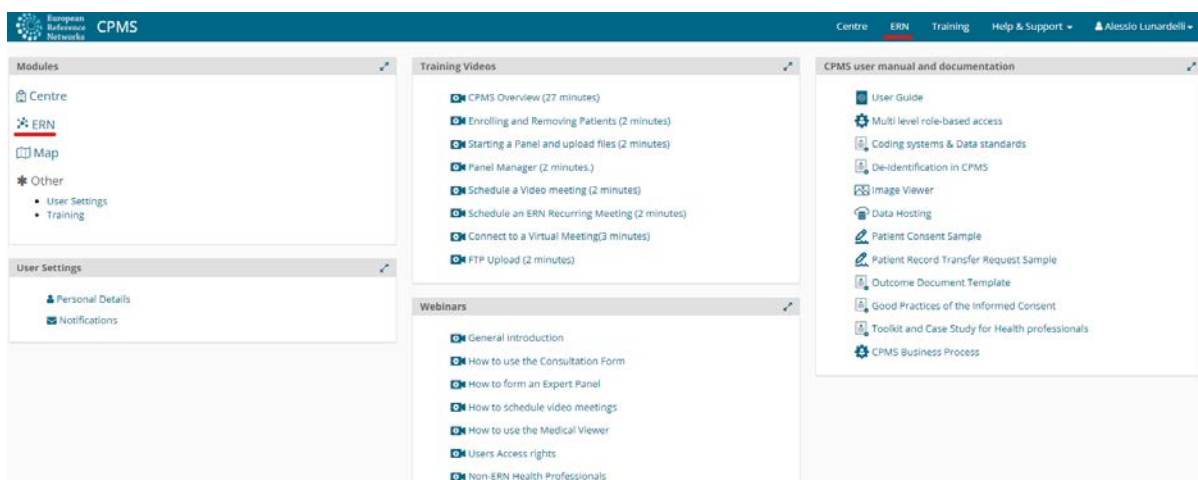
You can Login to the CPMS ERN through the EU Login Authentication Service

**Login via EU Login**

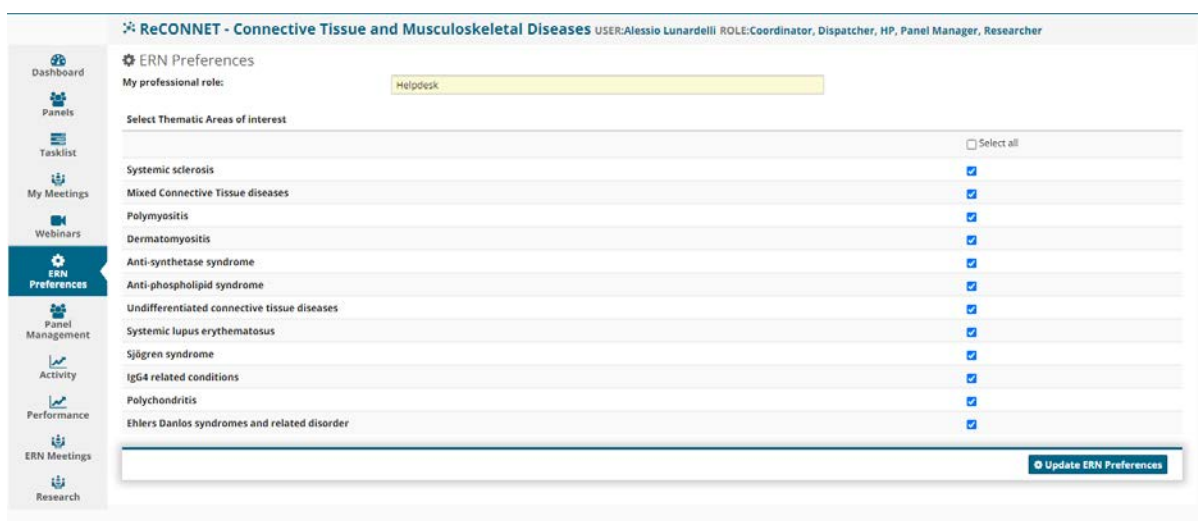
- Video: Getting Set-Up and Logged in to CPMS
- Only ERN members and ERN guest users can be authorised users of the CPMS.
- To access the CPMS you need to have an EU login. To create an EU login, click here.
- To request authorisation to use the CPMS, click here.
- To request access to the ERN Collaborative Platform (ECP) to exchange non clinical data with the other members of your ERN, click here.
- For more information on the European Reference Networks, please visit [ec.europa.eu](http://ec.europa.eu).

2. Clicca su “Login via EU Login”, poi usa le tue credenziali di EU login

### 3. Vai alla sezione “ERN”



### 4. Clicca su “ERN Preferences”



### 5. Ora puoi selezionare l’Area tematica di interesse (“Thematic Area of Interest”) e aggiungere il tuo ruolo professionale.

In questo modo, quando gli altri utenti della CPMS inviano gli inviti a unirsi a un panel, il sistema suggerirà di invitare specialisti che hanno selezionato la malattia richiesta per quel panel.